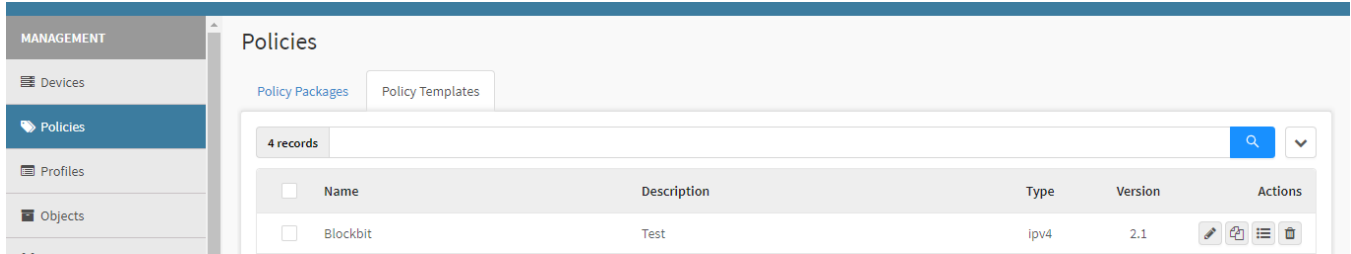


Policy Templates - Actions menu - Clone Templates

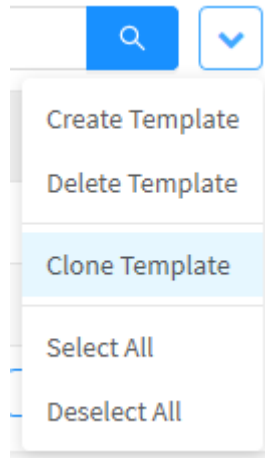
Through the button "Clone Templates" it is possible to duplicate an existing Template. To clone Templates, follow the steps:

1. Select which Template (s) you want to clone. To select, just click with the mouse on the checkbox located next to the Template Name description. In selected packages the checkbox will change from gray to blue . Ex.: *Administrator Access*;



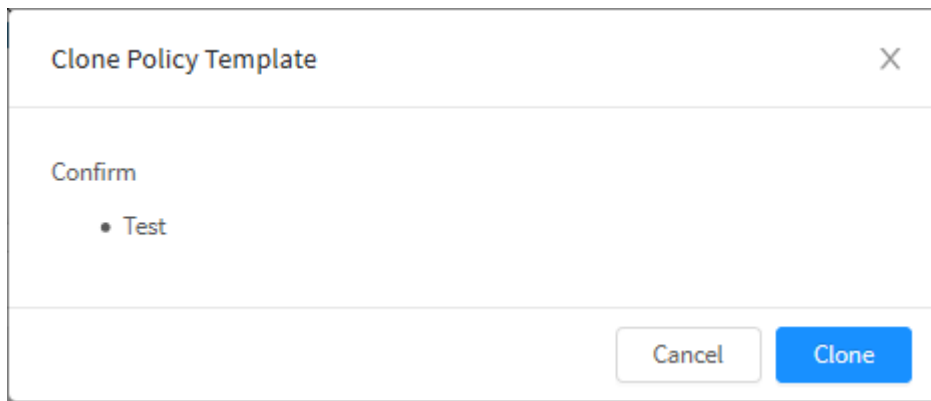
Policy Templates - Template selection

2. In the **action menu** , click on the option "Clone Templates";



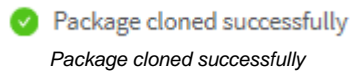
Policy Templates – Clone Templates

A message will appear asking if you want to clone the selected item:



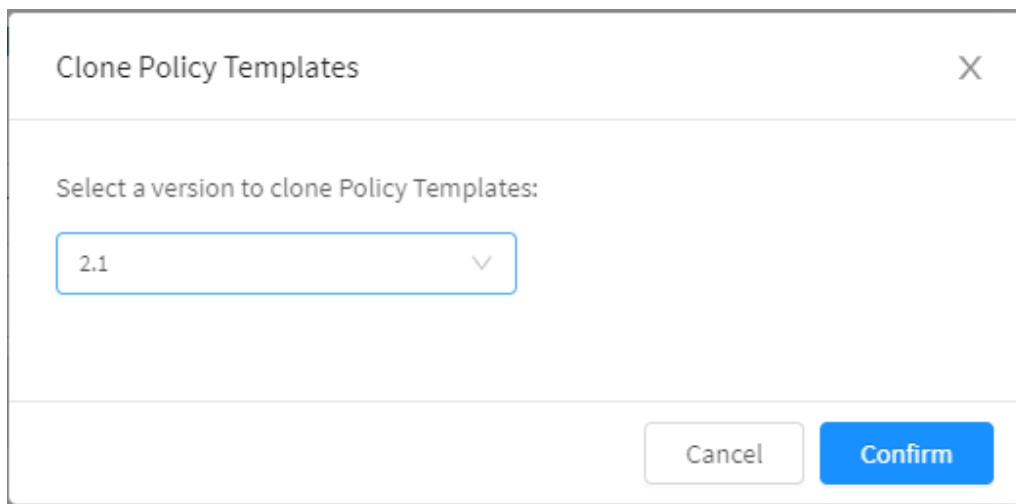
Policy Templates - Template cloning message


If you want to cancel, click the [] button. To finish, click on the [] button.



The Policy Templates screen will appear again with the cloned package.

It's also possible to clone policies by clicking the Clone button []. When clicking, the following screen will appear:



Click "Confirm" and a confirmation message will show up [ **Package cloned successfully**]. The clone will have the same name, but with "-clone" next to it.